

# DOWNLOAD PDF DOCUMENT



## WDS BMW WIRING DIAGRAM ...

[DOWNLOAD DOCUMENT NOW](#)

Updated: 10/28/2017

---

### DISCLAIMER:

BE-FIRST.CO uses the following wds bmw wiring diagram system book available for free PDF download which is also related with

### WDS BMW WIRING DIAGRAM SYSTEM

If you are looking for wds bmw wiring diagram system, you can use our site to download the needed PDF file. It is good news for you - no money is needed. We will help you to get wds bmw wiring diagram system quickly and easy. It will take you several seconds to create a free account and get the direct link to download wds bmw wiring diagram system. Registration is simple; there is a short instruction which can be used if you face such condition for the first time. You may ask why we use such methods. The answer is simple - it is because of numerous hackers' attacks that cause troubles and discomfort to those who want to download wds bmw wiring diagram system file for free. This data access helps to make the process of using our site more comfortable to people who need wds bmw wiring diagram system and other files. Our eBook database is unique; everyone can make use of it without paying a penny. Just download the necessary program, register and get an unlimited access to our stock of documents in PDF format.

---

[DOWNLOAD NOW](#)

# DOWNLOAD PDF DOCUMENT

# DOWNLOAD PDF DOCUMENT

## WDS BMW WIRING DIAGRAM ...

---

### [WDS WIRING DIAGRAM SYSTEM PAGE 1 OF 1](#)

E39 Sun blindfile: F:\W D S\release\en\e39new\sp\ S P000008758.htm 05 06 2009 WDS BMW Wiring Diagram System - Wiring Diagram Symbols Page 1 of 1Wiring Diagram Symbols and Wire Colors Entire component Component with screw shown terminals Component case attached Part of component directly to metal part of car shown (grounded) Connector Connector attached to attached to component lead (pigtail) co...

**File name:** retrofit sunblind.pdf  
[Download now or Read Online](#)

---

### [X0100 WIRING DIAGRAM](#)

X0100 Strike Interface Time Delay Module Power Wiring Diagram(24 VAC VDC; 250mA Max) 5 Amp Max NC (Normally Closed) To Electric Strike Common C (Common) +24 V NO (Normally Open) (Dry Contacts) 2 1 NC (Normally Closed) To Control Activation C (Common) NO (Normally Open) (Dry Contacts) 3 4 2 Amp Max Activation Common Note: This module does not provide an output voltage to drive an electric strike. ...

**File name:** X0100-Wiring-Diagram.pdf  
[Download now or Read Online](#)

---

### [BLOCK WIRING DIAGRAM FOR 2S-SS](#)

BLOCK WIRING DIAGRAM IWS-ABDS1. Without volume control2. With volume control Volume control should be auto transformer type control (SVC-W, SVC-I, RVC-W, RVC-I). The use of 8 ohm speakers is recommended. When A+B is selected, the net load to amplifier is 4 ohms.Dayton Audio PO Box 52 Springboro, OH 45066 300T575 ...

**File name:** 300-575-dayton-audio-iws-abds-block-wiring-diagram.pdf  
[Download now or Read Online](#)

---

### [MICROSOFT WORD - CORDONA WIRING DIAGRAM SBK- 4 2 NEG. 4 COILS.DOC](#)

Wiring diagram for engines with 4 coils, 2 negative wires from the CDI, and 4 +12vwires from the stock wiring harness.For 3 cyl. and single cyl. splice the number of Killbox yellows necessary and ground theremaining yellows. For Dyna 2000; connect one (any) yellow to orange and one otheryellow to gnd. The other 2 yellows are not used, should be cut.A GP Switch should be installed in the Pullswitch...

**File name:** cordona wiring diagram SBK- 4 2 neg. 4 coils.pdf  
[Download now or Read Online](#)

---





















# DOWNLOAD PDF DOCUMENT

# DOWNLOAD PDF DOCUMENT

Here below another book similar with:

## WDS BMW WIRING DIAGRAM ...

---

-  [wds bmw wiring diagram system](#)
-  [bmw check control system symbols](#)
-  [wiring diagram of ignition system in a 3k 4k 5k engine](#)
-  [telephone paging system wiring diagram](#)
-  [wiring diagram toyota celica evap system](#)
-  [bmw 320i e46 timing marks](#)
-  [removing bmw telematics control unit](#)
-  [bmw 530d touring manual](#)
-  [bmw 323i repair manual](#)
-  [manual bmw e46 318i](#)
-  [bmw m44 engine hp](#)
-  [haynes bmw 5 series service and repair manual](#)
-  [2005 bmw x3 service manual](#)
-  [bmw m52 engine weight](#)
-  [bmw e53 tis](#)
-  [bentley bmw e46 service manual](#)
-  [bmw mini r55 workshop manual](#)
-  [bmw x5 service manual e70](#)
-  [bmw e39 service manual volume 2](#)
-  [bmw 3 series service manual pdf e90](#)

# DOWNLOAD PDF DOCUMENT