

# DOWNLOAD PDF DOCUMENT



## WIRING DIAGRAM 100 AMP ...

**DOWNLOAD DOCUMENT NOW**

**Updated:** 10/21/2017

---

### DISCLAIMER:

BE-FIRST.CO uses the following wiring diagram 100 amp siemens panel book available for free PDF download which is also related with

### WIRING DIAGRAM 100 AMP SIEMENS PANEL

When you need to download wiring diagram 100 amp siemens panel for free, you can do it from our online library. The process will not take much time. Just download the necessary program and register. Step-by-step instruction is easy to understand even by newbies. If you are here for the first time, use the following link to start downloading. After registration you will be able to get wiring diagram 100 amp siemens panel on your device and use it any time when it is needed. Some people ask why we use such a complicated (as they may think) way to supply with the access to wiring diagram 100 amp siemens panel and other PDF data. It is clear. Constant hackers' attacks made us take such measures. Don't think that registration requires sms-confirmation or charge. It is completely free. We provide for an access to wiring diagram 100 amp siemens panel and tons of other files that will be useful for everyone. It is beaus our eBook library contains books of various genres and fields including rare editions. Download wiring diagram 100 amp siemens panel now without paying for it.

---

**DOWNLOAD NOW**

# DOWNLOAD PDF DOCUMENT

# DOWNLOAD PDF DOCUMENT

## WIRING DIAGRAM 100 AMP ...

---

### [X0100 WIRING DIAGRAM](#)

X0100 Strike Interface Time Delay Module Power Wiring Diagram(24 VAC VDC; 250mA Max) 5 Amp Max NC (Normally Closed) To Electric Strike Common C (Common) +24 V NO (Normally Open) (Dry Contacts) 2 1 NC (Normally Closed) To Control Activation C (Common) NO (Normally Open) (Dry Contacts) 3 4 2 Amp Max Activation Common Note: This module does not provide an output voltage to drive an electric strike. ...

**File name:** X0100-Wiring-Diagram.pdf  
[Download now or Read Online](#)

---

### [BLOCK WIRING DIAGRAM FOR 2S-SS](#)

BLOCK WIRING DIAGRAM IWS-ABDS1. Without volume control2. With volume control Volume control should be auto transformer type control (SVC-W, SVC-I, RVC-W, RVC-I). The use of 8 ohm speakers is recommended. When A+B is selected, the net load to amplifier is 4 ohms.Dayton Audio PO Box 52 Springboro, OH 45066 300T575 ...

**File name:** 300-575-dayton-audio-iws-abds-block-wiring-diagram.pdf  
[Download now or Read Online](#)

---

### [MICROSOFT WORD - CORDONA WIRING DIAGRAM SBK- 4 2 NEG. 4 COILS.DOC](#)

Wiring diagram for engines with 4 coils, 2 negative wires from the CDI, and 4 +12vwires from the stock wiring harness.For 3 cyl. and single cyl. splice the number of Killbox yellows necessary and ground theremaining yellows. For Dyna 2000; connect one (any) yellow to orange and one otheryellow to gnd. The other 2 yellows are not used, should be cut.A GP Switch should be installed in the Pullswitch...

**File name:** cordona wiring diagram SBK- 4 2 neg. 4 coils.pdf  
[Download now or Read Online](#)

---

### [S40 WIRING DIAGRAM.CDR](#)

Fused 12V S40PRO Power Connections WIRING SCHEMATIC FOR S40PRO Drawn from pin insertion side LAST UPDATED 18 11 2014 Tel +44 (0)161 877 1419 NEEDS FIRMWARE Fax +44 (0)161 877 7086 V77.00 AND HIGHER Usually Cyl 2 & 3 Email office@dtafast.co.uk Usually Cyl 1 & 4 Fused 12V Coil 2 Inj 1 Coil 1 Inj 2 or Idle Latch Valve 86 85 Aux 4 Fuel Pump Relay 1 2 3 4 5 6 7 8 9 Aux 5 Shift Fused 12V Light VTEC Dum...

**File name:** S40 Wiring Diagram.pdf  
[Download now or Read Online](#)

---





















# DOWNLOAD PDF DOCUMENT

# DOWNLOAD PDF DOCUMENT

Here below another book similar with:

## WIRING DIAGRAM 100 AMP ...

---

-  [wiring diagram 100 amp siemens panel](#)
-  [aprender illustrator cs5 con 100 ejercicios practicos aprender con 100 ejercicios practicos](#)
-  [excel electrical panel diagram template](#)
-  [siemens td200 user manual](#)
-  [programming with siemens simatic s7 300400 programmable controllers](#)
-  [siemens 3350 hipath manual](#)
-  [siemens gigaset se567 instructions](#)
-  [import panel data into eviews](#)
-  [panel hubung bagi](#)
-  [patch panel template excel](#)
-  [simplex 4010 panel manual](#)
-  [best 1941 1942 1943 1946 1947 dodge truck pickup w series repair shop service manual body manual cd includes pickup panel stake bed cab over power wagon an](#)
-  [burglar alarm control panel](#)
-  [komatsu forklift instrument panel warning lights](#)
-  [electrical panel circuit labels](#)
-  [dodge durango fuse panel ctm](#)
-  [rock amp roll piano quamut](#)
-  [etudes for piano teachers reflections on the teacher amp](#)
-  [big sur amp beyond](#)
-  [therapeutic massage amp](#)

# DOWNLOAD PDF DOCUMENT